

15 Port USB Hub

**POWER
SOLVE**

PSUSB-1524D

www.powersolve.com.tw

15 port USB 2.0, 2.4A charging & sync hub
With LCM display for output port monitoring

The 15 port USB2.0 hub provides a quick solution for quick charging or sync of up to 15 iPads, iPhones, iPods or other USB devices operating simultaneously. This is the perfect tool to effectively perform Sync/Charge mode switching. Ideal for medium capacity USB stations in house for charging and syncing a number of devices at the same time. Such as school classrooms, business conferences or meetings, etc.



Features

- Compliant with USB Battery Charging Spec 1.2
- Can provide up to 1.5A at Sync (CDP mode) or 2.4A at Charge (DCP mode) on each output port.
- Supports either iOS or Android devices.
- Enables Sync/Charge mode switching when manually connecting or disconnecting to host computer.
- Intelligently detects the output current of each port by the sensing meter with firmware, and enables the port's LED to illuminate its corresponding color. (Charging in progress: red; Disconnected or Fully charged: green)
- Features Over-Current Protection and $\pm 15\text{kV}$ (air), $\pm 8\text{kV}$ (contact) ESD protection on each port.
- Provides Auto Scan monitoring: default setting: scans one port every 30 seconds. Audio Jacks for link connection.
- Supports 40A (5/50ns) & Peak Pulse Power 250 W (8/20 us) Surge and Transient spikes protection on each port.
- Enables Green Energy function automatically shutdown when all the charging is finished at Charge mode.
- For over-temperature protection, if the unit's overheats, it would cut off all the output current immediately and meantime, and all LEDs of the 15 ports would be blinking green.
- Cooling fans are temperature controlled and are on or off as necessary.

Specification

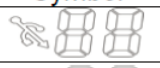


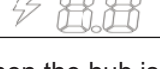
Model Number	PSUSB-1524D
Current per port	5V 1.5A Sync / 5V 2.4A Charge
Speed	480 / 12 / 1.5 Mps
USB Specification	USB Spec 2.0 / 1.1 compliant
Current per port	5V 1.5A Sync / 5V 2.4A Charge
Connector - Upstream	USB B female
Connector - Downstream	USB A female x 15
Connector - Cascade	USB A female
Power Supply	Powered by external 12V 20A desk top psu
LED - Charge Mode	Red charging, disconnected or fully charged green
LED - Sync Mode	Orange
LCM Display	LCM Panel & Back Light
Sync/Charge	Push button
Display On/Off	Push Button
Operating Temperature	0-40°C
Enclosure	Painted Metal
Dimensions	268 x 102 x 40mm
Cascade Mode	2 hubs can be operated in cascade mode max 30 ports

15 Port USB Hub

**POWER
SOLVE**

www.powersolve.com.tw

LCM Display:

Symbol	Description
	Port No. selected
	Time to Auto Scan
	The charging status
	Output current of port selected

- When the hub is in Sync mode the LCM display will power down after 60 seconds if no devices connected. Once the charging devices detected it will turn on digital display automatically.
- While working in Sync mode once the charging device is fully charged the LCM display will shut down.
- While working in Charge mode the hub will shut down in 60 seconds with no devices connected.
- While the hub works either in Sync mode or Charge mode, and the charging devices are connected, the LCM back light will turn off in 5 minutes if no further operations performed. You may push ► or ◀ once to turn on the LCM back light. And then the LCM back light will turn off again after 5 minutes.

Push Buttons:

- Push ► or ◀ once it will scan from port 1~15 forward/backward and so on. It will select ports 1~15 for monitoring the charging status of the selected port. The manual monitoring will be paused for 30 seconds and then switch to auto scan.
- If you press ► for 3 seconds you may switch function to Charge mode or Sync mode.
- If you press ◀ for 3 seconds it will turn on/off the LCM display
- Press ► or ◀ to turn on the LCM back light

Auto Scan/Manual Monitoring:

- Default setting scans one port every 30 seconds. The ports disconnected will not be scanned.

Note:

The Charging hub can be used with iTunes & Apple Configurator for synchronization and management of iPads and other iOS devices. For this and any other application (on Windows, Linux, etc.) the charging hub acts as a USB hub. While these instructions are specific to iPads, virtually the same steps can be used for iPhones and iPod Touch devices.

Please note that the charging hub only serves as a pathway for communication between your devices and the computer. Actual management and synchronization is handled by software or apps independent of this charging hub.



Email: sales@powersolve.co.uk